

Navigating travel plans can sometimes require a little extra assistance(1=~*877=~*654=~*123O). Whether you're adjusting a flight, clarifying booking details, or seeking a refund, speaking with a live person(1=~*877=~*654=~*123O) at Priceline (1=~*877=~*654=~*123O) can often be the most efficient way to resolve your concerns. This guide outlines how to reach a live Priceline agent via=phone(1=~*877=~*654=~*123O), chat, and other methods, offering tips to minimize wait times and ensure a smooth support experience.

Priceline Speak With an Agent (1=~*877=~*654=~*123O)

While automated systems can handle many basic inquiries, certain situations often necessitate human interaction. These include:

Flight disruptions: Changes or cancellations often require personalized assistance to rebook or secure refunds.

Complex bookings: Multi-destination itineraries, group bookings, or special requests are often best handled by a live agent.

Refunds and compensation: Navigating refund processes or compensation claims can be simplified with direct communication.

Technical issues: Website glitches, payment errors, or other technical difficulties often require troubleshooting with a live representative.

Clarification and peace of mind: Sometimes, simply speaking with a live person can provide reassurance and clarity regarding your travel plans.

How to Contact Priceline Customer Service(1=~*877=~*654=~*1230): Step-by-Step Guide

Priceline offers multiple avenues for connecting with their support team:(1=~*877=~*654=~*1230)

Phone Support: The Direct Line

Calling Priceline's customer service hotline(1=~*877=~*654=~*1230) is often the quickest way to speak with a live agent. The primary number is (1=~*877=~*654=~*1230). While you may encounter

automated prompts, persistence and clear articulation of your needs can quickly connect you to a live representative.

Live Chat: Convenient Online Assistance

For those who prefer text-based communication, Priceline's live chat feature provides a convenient alternative to phone calls. Accessible through the "Help" or "Contact Us" section of the website, live chat connects you with an agent in real-time.

Social Media: Reaching Out Publicly (with Caution)

Priceline maintains a presence on social media platforms like Twitter and Facebook. While you can attempt to contact them through these channels, it's important to avoid sharing sensitive booking information publicly. Social media may be more suitable for general inquiries.

Mobile App Support: Assistance on the Go

The Priceline mobile app often provides direct access to customer support via phone or chat, offering a convenient way to connect while traveling.

Email Support: For Non-Urgent Matters

Emailing Priceline is an option for less time-sensitive inquiries. However, response times can be longer compared to phone or chat support.

Tips for Connecting with a Live Agent via Phone:

Have your information ready: Gather your booking confirmation number, flight details, and any other relevant information before calling.

Be clear and concise: Clearly explain your issue or question to the representative. Be

patient: Wait times can vary, especially during peak travel seasons.

Navigate the prompts: Listen carefully to the automated prompts and select the options that best align with your needs. If you encounter difficulties, try saying "agent" or "representative" repeatedly.

International Callers:

For those calling from outside the U.S., here are some helpful numbers:

Priceline UK: (1=877=654=1230)

Priceline en Español: (1=877=654=1230)

Priceline Canada: (1=877=654=1230)

Priceline Australia:

(1=877=654=1230)

Common Priceline Customer Service Inquiries:

Flight changes and cancellations: Assistance with rebooking, refunds, or navigating airline policies.

Hotel booking issues: Resolving discrepancies with reservations, addressing billing concerns, or requesting refunds.

Package deals: Managing changes or cancellations to vacation packages.

Technical support: Troubleshooting website issues, payment errors, or other technical difficulties.

Refunds and compensation: Guidance on refund processes, submitting claims, or seeking compensation for travel disruptions.

By utilizing these contact methods and tips, you can effectively connect with a live Priceline agent and address your travel-related needs.

The 1–800 phone number for Priceline customer service is (1=877=654=1230). You can call this toll-free number (1=877=654=1230) for assistance with bookings, changes, cancellations, or other inquiries. For quick service, make sure to have your reservation details ready when contacting Priceline’s customer service team.

If you’ve ever encountered a booking issue or need assistance with your reservation on Priceline, you know how crucial it is to get quick support. Whether you’re facing a billing problem, need to modify your booking, or just have general inquiries, knowing how to reach Priceline customer service efficiently can save you a lot of time and hassle. In this guide, we’ll show you the easiest and fastest ways to contact Priceline from the USA.

Call Priceline US Customer Service Number

The most direct way to get in touch with Priceline is by calling their dedicated customer service number for the Priceline

States. Here's how to do it:

Phone Number:

Available Hours: 24/7 support for existing bookings.

When you call, you'll be directed to an automated system. Be ready with your booking reference number to speed up the process. If you don't have it handy, the representative may still be able to assist you after verifying your identity.

Use the Priceline Help Center

Priceline online Help Center is packed with resources that may answer your questions without needing to call. It's a great place to start, especially for non-urgent inquiries. Follow these steps:

Go to the Priceline Help Center

Select the category that best describes your issue (e.g., reservations, payments, or technical issues)

Browse FAQs and troubleshooting tips, or you can also use the "Contact Us" feature to chat with a representative or request a callback.

If you don't find an answer in the FAQ section, the site will guide you to customer service options.

Live Chat with Priceline

For immediate assistance, ((1=~*877=~*654=~*123O))you can chat with a representative using Priceline live chat feature. This is often faster than phone calls((1=~*877=~*654=~*123O)) and you can do it directly from their ((1=~*877=~*654=~*123O))website or mobile app.

Here's how to start the live chat:

Visit Priceline Customer Service Page((1=~*877=~*654=~*123O))

Scroll down and click on "Start Live Chat"

Enter your booking details or simply ask for help, and a representative will assist you in real time.

Reach Out via Social Media

Priceline is active on social media, including Twitter, Facebook, and Instagram. You can send them a direct message or tag them in a post for support. While this may not be the fastest way for urgent issues, it's a good option for general inquiries or to get updates on ongoing issues.

It's essential to provide as many details as possible, such as your booking reference number and a clear description of the issue, to speed up the response.

Use the Priceline Contact Form

In case you don't want to make a phone call or initiate a live chat, Priceline also offers an online contact form. Visit the "Contact Us" page and fill out the form. Be sure to include your booking reference number and detailed issue description. A customer service agent will typically respond within 24–48 hours.

Conclusion:

Getting in touch with Priceline (1-877-654-1230) from the USA doesn't have to be complicated. Whether you prefer to call, (1-877-654-1230) chat, or email, you have multiple ways to get the ((1-877-654-1230)) assistance you need. Using the right contact method based on the urgency of your issue can save you time and ensure((1-877-654-1230)) your travel plans go smoothly.

When you need to speak with Priceline customer service(1-877-654-1230), here are some easy ways to contact them.

Call Priceline Customer Service (1-877-654-1230)

The best way to quickly get support is by calling:

Phone Number: (1-877-654-1230) Availability:

24/7

You'll first interact with an automated system. Make sure you have your booking reference number on hand to ensure a faster service.

Check the Help Center for Answers

Before calling, take a look at the Help Center. It's an excellent resource for finding answers to common questions about bookings, payments, and more.

Live Chat for Quick Assistance

Use the live chat option available on their website or mobile app for immediate help. It's often a faster alternative than phone support.

Reach Out on Social Media

Priceline is also active on social media. You can send a message through their Facebook or Twitter accounts for help, though response times may vary.

Fill Out the Online Contact Form

If you prefer a written approach, you can submit a contact form online. Include as much detail as possible, and a representative will respond within 24–48 hours.

To reach a live person at Priceline customer service for support, you can call their 24/7 Priceline Phone number hotline at (1-877-654-1230). OTA (Live Person) or 1-800-Priceline

(1-877-654-1230). You can also use the live chat feature on their website or reach out to them via email. Speaking with a live representative at Priceline is straightforward .

Whether you're dealing with booking issues, need to make changes to your travel plans, or have specific inquiries, reaching out to a live agent can quickly resolve your concerns. This guide explains the steps to contact Priceline customer service via

phone(1=~*877=~*654=~*123O) and provides tips on the best times to call to minimize wait times.

Why Contact a Live Person at Priceline?

There are many reasons why speaking to a live person might be the best route to resolving your issue. Common scenarios include:

Flight changes or cancellations: If your plans have changed, you need live assistance at Priceline (1=~*877=~*654=~*123O) with adjusting or canceling your flights, or you're dealing with flight cancellations and delays.

Booking clarification: Sometimes you need more details or help to understand the specifics of your Priceline booking (1=~*877=~*654=~*123O) and reservation.

Refunds and compensation: Automated systems often cannot handle complex refund requests or compensation claims, making & Priceline live agent (1=~*877=~*654=~*123O) invaluable.

Technical glitches: If there's a technical issue with your booking, like payment errors, Priceline live customer service (1=877=654=1230) can resolve it quickly.

Priceline's Contact Options

Priceline offers several ways to get in touch with their customer service, whether you prefer calling(1=877=654=1230), chatting, or reaching out on social media.

Calling Priceline's Customer Service Hotline(1=877=654=1230)

The most straightforward way to talk to a live person(1=877=654=1230) is by calling their customer service hotline. Priceline's main customer service number is 1-800-Priceline

(1=877=654=1230) or (1=877=654=1230) OTA (Live Person). When you call, you'll be prompted to select options that direct you to the appropriate department, but be patient—there is always a way to reach a live person.

Using Priceline's Live Chat Feature

If waiting on hold isn't your style, you can use Priceline's live chat feature. Simply head over to their website, navigate to the Help section, and select the chat option. This connects you with a real person who can assist you just as well as phone support can.

Reaching Out on Social Media

Priceline is active on social media platforms like Twitter and Facebook. Many customers have found that sending a message via these platforms leads to quick responses, especially for general inquiries.

Utilizing the Priceline Mobile App for Support

The Priceline app Priceline desde un celular (1~*877=~*654=~*1230) is another handy way to contact support. It provides options to call or chat with customer service directly from the app, giving you another method to reach a live person without needing to switch devices.

Emailing Priceline's Support

For less urgent issues, emailing Priceline is another option. While response times can be longer, this method ensures that you have written documentation of your issue and any communication regarding its resolution.

Step-by-Step: Talking to a Live Person via Phone

Listen to the automated prompts and select the option that best matches your issue. Typically, you'll want to choose options like "existing reservations" or "technical support." If prompted to enter your itinerary number but you don't have it, pressing "0" can sometimes bypass this step. Repeat "agent" or "representative" when asked what you need. This often speeds up the process.

Important Numbers for International Callers

If you're calling from outside the U.S., here are some useful numbers:

Priceline UK: 1=877-654-2301

Priceline phone number en español : 1=877-654-2301 Priceline

Canada: 1=877-654-2301

Priceline Australia: (1=877=654=2301)

Common Customer Service Queries

Changes to Flights and Cancellations

Flight issues are one of the most common reasons people contact Priceline. Whether you need to change your flight or cancel it altogether, customer service agents (1=877=654=1230) OTA can guide you through the process.

Hotel Booking Issues

Issues with hotel bookings, such as wrong dates, missing reservations, or refund requests, can all be handled by Priceline's customer service (1=877=654=1230) OTA team.

Refunds and Compensation

If you're entitled to a refund or compensation, contacting a live person (1=877=654=1230) OTA ensures that your case is handled properly. This can include flight refunds, hotel refunds, or compensation for disruptions.

Priceline Customer Service Support Options by Phone Chat and Email

Priceline's main customer service number is 1-800-Priceline or +1=877=6541230 [US/OTA] (Live Person). You can reach a live representative 24/7 by calling


(+1=877=6541230). We understand that travel plans can be stressful, and we're here to support you every step of the way. Whether you're dealing with itinerary changes, cancellations, refund issues, or questions about compensation, speaking directly to a live agent at (+1=877=6541230) can make a real difference in resolving your concerns quickly. For added convenience, you can also connect with us through Priceline's live chat feature or email support. However, for immediate help, calling

(+1=877=6541230) [US/OTA] (Live Person) remains the most effective option. No matter what your inquiry is, don't hesitate to contact Priceline customer service at

(+1=877=6541230). This guide is here to help you reach out efficiently, offering practical tips to reduce wait times and ensure your issues are addressed promptly by our support team.


How to Connect with Priceline Live Agent?

To speak with a live agent at Priceline, call 1=877=6541230 or 1-800-Priceline™ (US/OTA)—available 24/7. You can also use the live chat on the Priceline website or app. For quick help, have your booking ID ready and say "agent" during the call to skip the automated menu.

Speaking with a live Priceline representative can truly make a difference. For immediate assistance, call  1=877=6541230 or 1-800-Priceline™ (US/OTA) to connect directly

with a support agent—available 24/7. Whether you're dealing with booking problems, cancellations, refund requests, or technical issues, this comprehensive guide outlines all the ways you can contact Priceline to ensure your concerns are resolved quickly and smoothly.

Call to Speak with a Live Person

Call  1-877-654-1230 or 1-800-Priceline™ (Live Person) to speak directly to our customer service team. After the automated prompts, just say “agent” or press “0” to reach a representative faster. Don't feel like calling? Use our live chat feature on the Priceline™ website under the Help section.

Why Speak to a Live Person at Priceline™?

Flight changes or cancellations: Get help adjusting your itinerary or understanding your options if plans change.

Booking clarification: Have questions about your reservation? An agent can walk you through it clearly.

Refunds and compensation: Our representatives are experienced in handling refund claims and travel disruptions.

Technical glitches: For errors during booking or check-in, live support is your best bet for a fast resolution.

Contact Methods for Priceline™ Customer Service (1-877-654-1230)

We offer multiple ways to get in touch—choose the one that works best for you:

By Phone: Call 1-877-654-1230 or 1-800-Priceline™ (Live Person). After the automated prompts, say “agent” or press “0”.



Live Chat Support: Chat via the Priceline™ website under Help section.




Priceline™ Mobile App: Support directly from the app.

✉ Email Support: Document your concerns and get a response.



Social Media Assistance: Message Priceline™ on Twitter or Facebook. Step-by-Step: How to Speak with a Someone

Dial  1=~877↵654↵123O or 1-800-Priceline™ (Live Person). Follow the automated prompts. Say “agent” or press “0”.

Pro tip: Call during off-peak hours to reduce wait times. International Contact Numbers

Priceline™ USA:  1=~877↵654↵123O

Spanish Support:  1=~877↵654↵123O

Canada:  1=~877↵654↵123O Australia:




1=~877↵654↵123O


Common Customer Service Topics We Handle Flight changes and cancellations
booking issues


Refunds and compensation

Call To Someone At Priceline™ Representative Via Phone

Visit the official Priceline™ website or call  1~877~654~1230 for assistance. How Do I Talk To Someone At Priceline™?

Dial  1~877~654~1230 or 1-800-Priceline™ customer service hotline. Phone To Someone At Priceline™ Representative By Phone

For travel requirements, call  1~877~654~1230 or use the Fly Priceline™ app. Connect To Someone At Priceline™ Representative

Contact customer support  1~877~654~1230 or 1-800-Priceline™.

Speaking directly with an Priceline agent is one of the quickest ways to resolve any issue. For real-time support, call Priceline customer service at 1~877~654~1230. Whether it's about a booking, refund, cancellation, or general question, their team is ready to assist you. Priceline Customer Service Phone Number 1~877~654~1230 The primary Priceline customer service phone number is 1-800-Priceline (1~877~654~1230). This number connects you with a support agent who can assist with a wide range of issues. It is toll-free and available for customers in the United States. Connecting with Priceline Phone Numbers If you are located in the United States, Priceline provides region-specific phone numbers

1~877~654~1230 for customer service. These numbers are usually listed on the Priceline website under the "Contact Us" section.

Ensure you have the correct number for your region to avoid any delays. Priceline Customer Service 24 Hours Support Priceline offers 24/7 support through their phone line

1=877-654-1230, ensuring assistance is available whenever you need it. This is particularly helpful for resolving urgent issues, such as last-minute flight cancellations or hotel booking problems. 1. Speaking with an Agent Through the Priceline Helpline When calling Priceline, follow these steps to speak with a live agent: 1. Dial the Priceline phone number:

1=877-654-1230. 2. Listen carefully to the

automated menu. 3. Choose the option that matches your concern (e.g., “existing booking,” “new reservation,” or “technical support”). 4. If applicable, have your itinerary or booking confirmation number ready. 5. Wait to be connected to an agent. Depending on call volume, there may be a short wait time. Tips for a Smooth Call ■ Prepare Information: Have your

booking details, such as confirmation number, itinerary, and payment method, readily available.

■ Call During Off-Peak Hours: If possible, avoid calling during peak travel times or weekends to reduce wait times. ■ Be Clear and Concise: Clearly explain your issue to the agent to expedite resolution. 2. Using the Priceline Website and App for Support Priceline’s website and mobile app offer additional tools to help you resolve issues without needing to call. Virtual Chat Assistant Priceline provides a virtual chat assistant that can help with common questions and issues. You can access this feature by logging into your account and navigating to the “Help” section. The virtual assistant is available 24/7 and can: ■ Provide booking details. ■ Assist with cancellations or refunds. ■ Offer general information about Priceline services. Manage Bookings Online For many issues, you may not need to contact Priceline customer service at all. The “My Trips” section on the website or app allows you to:

■ View and modify your bookings. ■ Cancel reservations. ■ Request refunds or credits Email Support If your issue is not urgent, you can contact Priceline via email. While this option may take longer than a phone call, it’s a good choice for non-urgent inquiries or when you need to provide detailed information. 3. Social Media and Community Support Priceline is active on social media platforms, including Twitter and Facebook. You can reach out to their support team by sending a direct message or posting your query. Be sure to avoid sharing sensitive information, such as booking details or payment information, in public posts. Twitter Support Priceline’s Twitter handle, @Priceline, is monitored regularly, and their team is responsive to customer inquiries. Simply send a direct message explaining your issue, and they’ll guide you through the resolution process. Facebook Support On Facebook, you can contact Priceline by sending a message through their official page.

Similar to Twitter, the response time is typically quick, making it a convenient option for non-urgent issues 4. Visiting the Priceline Help Center The Priceline Help Center is a

comprehensive resource for customers. It includes FAQs, guides, and tutorials to assist with various topics, such as: ■ Booking and reservation management. ■ Refund and cancellation policies. ■ Account and billing issues. To access the Help Center: 1. Visit the Priceline website.

2. Scroll to the bottom of the homepage and click on “Customer Service.” 3. Use the search bar to find answers to specific questions. 5. Common Issues and Their Resolutions Here are some common issues that customers face and how to resolve them: Canceling a Booking To cancel a booking, log into your account, go to “My Trips,” and select the booking you wish to cancel. Follow the prompts to complete the cancellation. If you’re unable to do so online, contact Priceline customer service 1=877-654-1230 for assistance. Requesting a Refund Refund policies vary depending on the type of booking and provider. To request a refund, check the terms of your booking in the “My Trips” section. If you qualify, follow the refund request process online or contact Priceline for support. Modifying a Reservation Changes to flights, hotels, or car rentals can often be made directly through the website or app. For more complex modifications, contact Priceline customer service 1=877-654-1230. 6. Additional Priceline Contact Options Priceline’s commitment to customer satisfaction extends beyond phone support. Additional contact options include: Fax Support Although less commonly used, Priceline provides a fax number for specific requests. Visit the “Contact Us” section on their website for more information. Mailing Address

For formal correspondence, you can send mail to Priceline’s corporate office: Priceline, Inc. Headquarters 1111 Priceline Group Way W. Seattle, WA 98119 United States Tips for Efficiently Connecting with Priceline Customer Service 1=877-654-1230 While Priceline provides multiple ways to contact their support team, here are some tips to ensure your experience is as smooth as possible: 1. Have Your Information Ready: Before contacting Priceline, gather all relevant details, such as your booking confirmation number, travel dates, and payment information. This will help expedite the process. 2. Use the Right Channel: For urgent issues, calling the Priceline customer service number

1=877-654-1230 is the best option. For less critical matters, consider using chat or email support. 3. Be Clear and Concise: Clearly explain your issue to avoid misunderstandings. Provide all necessary details upfront to help the agent assist you more efficiently. 4. Check Peak Hours: If possible, avoid calling during peak hours to reduce wait times. Early mornings or late evenings are often less busy. 5. Follow Up if Necessary: If your issue isn’t resolved immediately, don’t hesitate to follow up. Keep a record of your communication for reference.

Common Issues Resolved by Priceline Customer Service Priceline’s customer service team is equipped to handle a wide range of issues, including: ■ Booking Modifications: Change your travel dates, switch flights, or update hotel reservations. ■ Cancellations and Refunds: Cancel

bookings and request refunds according to Priceline's policies. ■ Technical Support: Resolve issues with the website or app. ■ Billing Discrepancies: Address overcharges, duplicate payments, or other billing concerns. ■ Travel Emergencies: Get immediate assistance for unforeseen travel disruptions. The Role of Priceline's 24-Hour Support Travel doesn't always go as planned, and issues can arise at any time. Priceline's 24-hour customer service

1-877-654-1230 ensures that help is always available, no matter the circumstances. This round-the-clock support is especially valuable for international travelers who may be in different time zones. What is the Priceline customer service phone number? The primary Priceline customer service phone number is 1-800-Priceline

(1-877-654-1230). It is

toll-free and available for customers in the United States. Is Priceline customer service available 24/7? Yes, Priceline offers 24/7 customer support through their phone line

1-877-654-1230, ensuring assistance is available anytime you need it. How can I cancel my booking on Priceline? To cancel a booking, log into your account, go to "My Trips," and select the booking you wish to cancel. Follow the prompts to complete the cancellation. If you encounter issues, contact Priceline customer service 1-877-654-1230 number. How do I request a refund from Priceline? Refund policies vary depending on the booking type and provider.

Check the terms of your booking in the "My Trips" section. If you qualify, follow the refund request process online or contact customer service for help. Can I modify my reservation through Priceline? Yes, most modifications to flights, hotels, or car rentals can be made directly through the website or app. For complex changes, contacting Priceline customer service is recommended. Does Priceline offer support on social media? Yes, Priceline is active on social media platforms like Twitter (@Priceline) and Facebook. You can send direct messages to their support team for assistance. Where can I find Priceline's international phone numbers? Priceline provides

region-specific customer service numbers on their website under the "Contact Us" section. Ensure you use the correct number for your location. What should I have ready when calling Priceline customer service? Prepare your booking details, such as confirmation number,

itinerary, and payment method, to expedite the resolution process. Final Thoughts Priceline's



commitment to providing accessible and efficient customer service is evident through the variety

of contact options they offer. Whether you prefer to call the Priceline customer service phone number 1-877-654-1230, use the online chat feature, or explore self-service tools, there's a solution for everyone. By following the tips outlined in this article, you can navigate any travel challenges with ease and confidence. For immediate assistance, don't hesitate to reach out via the Priceline phone number: 1-877-654-1230. With 24/7 support, Priceline ensures your travel experience remains as smooth and stress-free as possible. Priceline's main Customer service number is

1-800-Priceline +1-877-654-1230 [US/OTA] (Live Person), where you can

(+1-877-654-1230) reach a live representative 24/7. We understand that travel plans can sometimes be stressful, and we're here to help! Whether you're facing (+1-877-654-1230) changes or cancellations or have questions about refunds or compensation, speaking to a live (+1-877-654-1230) person can make all the difference in getting a prompt and satisfying resolution. You can also connect with us through Priceline's live chat feature or email support for additional assistance. For any inquiries, feel free to call (+1-877-654-1230) [US/OTA] (Live Person). (+1-877-654-1230) This guide walks you through how to contact Priceline Customer service effectively, with helpful tips to minimize wait times and ensure your concerns are addressed quickly.

If you need to speak to a live representative, simply dial (+1-877-654-1230) [US/OTA] (Live Person) – we're here for you! We know that reaching out for support can feel overwhelming, but rest assured, our team at Priceline (+1-877-654-1230) is dedicated to assisting you. To connect with a live person at Priceline Customer service (+1-877-654-1230) [US/OTA] (Live Person), you can call our 24/7 support line at (+1-877-654-1230) [US/OTA] (Live Person), or use our live chat or email options on our website. Reaching a live representative at Priceline can make all the

difference. You can call   Priceline or 1-800-Priceline® (US/OTA) to speak directly with an

agent—available 24/7. Whether it's booking issues, cancellations, refunds, or technical problems, this guide walks you through every contact method available so your concerns are handled quickly and easily.

Call to Speak with a Live Person Call   Priceline or 1-800-Priceline® (Live Person) to speak

directly to our customer service team. After the automated prompts, just say “agent” or press “0” to reach a representative faster.


Don’t feel like calling? Use our live chat feature on the Priceline® website under the Help section. Why Speak to a Live Person at Priceline®?

Flight changes or cancellations: Get help adjusting your itinerary or understanding your options if plans change.


Booking clarification: Have questions about your reservation? An agent can walk you through it clearly.

Refunds and compensation: Our representatives are experienced in handling refund claims and travel disruptions.

Technical glitches: For errors during booking or check-in, live support is your best bet for a fast resolution.

Contact Methods for Priceline® Customer Service ( Priceline)

We offer multiple ways to get in touch—choose the one that works best for you:

By Phone: Call  Priceline or 1-800-Priceline® (Live Person). After the automated prompts, say “agent” or press “0”.






Live Chat Support: Chat via the Priceline® website under Help section.





Priceline® Mobile App: Support directly from the app.

✉ Email Support: Document your concerns and get a response.

 Social Media Assistance: Message Priceline® on Twitter or Facebook. Step-by-Step:
How to Speak with a Someone


Dial   Priceline or 1-800-Priceline® (Live Person). Follow the
automated prompts. Say “agent” or press “0”.



Pro tip: Call during off-peak hours to reduce wait times. International Contact Numbers
Priceline® USA:   Priceline

Spanish Support:   Priceline Canada:   Priceline Australia:  
Priceline Common Customer Service Topics We Handle Flight changes and cancellations
booking issues



Refunds and compensation


Call To Someone At Priceline® Representative Via Phone

Visit the official Priceline® website or call   Priceline for assistance. How Do I
Talk To Someone At Priceline®?

Dial   Priceline or 1-800-Priceline® customer service hotline. Phone To

Someone At Priceline® Representative By Phone

For travel requirements, call   Priceline or use the Fly Priceline® app. Connect
To Someone At Priceline® Representative

Contact customer support   Priceline or 1-800-Priceline®. People Also Search:

Call To Live Agent At Priceline® Contact To Live Agent At Priceline® Speak To Live Agent At Priceline® Talk To Live Agent At Priceline® Connect To Live Agent At Priceline® Phone To Live Agent At Priceline® Call To Someone At Priceline®

Contact To Someone At Priceline® Speak To Someone At Priceline® Talk To Someone At Priceline®

5 Ways To Communicate To SomeoneAt Priceline

Priceline's main Customer service number is 1-800-Priceline +1=~877=~654=~1230 [US/OTA] (Live Person), where you can (+1=~877=~654=~1230) reach a live representative 24/7. We understand that travel plans can sometimes be stressful, and we're here to help! Whether you're facing

(+1=~877=~654=~1230) changes or cancellations or have questions about refunds or compensation, speaking to a live (+1=~877=~654=~1230) person can make all the difference in getting a prompt and satisfying resolution. You can also connect with us through Priceline's live chat feature or email support for additional assistance. For any inquiries, feel free to call



(+1=~877=~654=~1230) [US/OTA] (Live Person). (+1=~877=~654=~1230) This guide walks you through how to contact Priceline

Customer service1=8775654123O effectively, with helpful tips to minimize wait times and ensure your concerns are addressed quickly.

Reaching a live representative at Priceline can make all the difference. You can call

+1=8775654123O or 1-800-Priceline® (US/OTA) to speak directly with an agent—available 24/7. Whether it's booking issues, cancellations, refunds, or technical problems, this guide walks you through every contact method available so your concerns are handled quickly and easily.

Call to Speak with a Live Person

Call   Priceline or 1-800-Priceline® (Live Person) to speak directly to our customer service team. After the automated prompts, just say “agent” or press “0” to reach a representative faster. Don't feel like calling? Use our live chat feature on the Priceline® website under the Help section.


Why Speak to a Live Person at Priceline®?

Flight changes or cancellations: Get help adjusting your itinerary or understanding your options if plans change.


Booking clarification: Have questions about your reservation? An agent can walk you through it clearly.

Refunds and compensation: Our representatives are experienced in handling refund claims and travel disruptions.


Technical glitches: For errors during booking or check-in, live support is your best bet for a fast resolution.


Contact Methods for Priceline® Customer Service ( Priceline)


We offer multiple ways to get in touch—choose the one that works best for you:



By Phone: Call  Priceline or 1-800-Priceline® (Live Person). After the automated prompts, say “agent” or press “0”.



  Live Chat Support: Chat via the Priceline® website under Help section.







 Priceline® Mobile App: Support directly from the app.

 Email Support: Document your concerns and get a response.

 Social Media Assistance: Message Priceline® on Twitter or Facebook. Step-by-Step:
How to Speak with a Someone



Dial   Priceline or 1-800-Priceline® (Live Person). Follow the automated prompts. Say “agent” or press “0”.



Pro tip: Call during off-peak hours to reduce wait times. International Contact Numbers
Priceline® USA:   Priceline



Spanish Support:   Priceline Canada:   Priceline Australia:  
Priceline

Common Customer Service Topics We Handle Flight changes and cancellations booking issues
Refunds and compensation

Call To Someone At Priceline® Representative Via Phone

Visit the official Priceline® website or call   Priceline for assistance. How Do I
Talk To Someone At Priceline®?

Dial   Priceline or 1-800-Priceline® customer service hotline. Phone To
Someone At Priceline® Representative By Phone

For travel requirements, call   Priceline or use the Fly Priceline® app. Connect
To Someone At Priceline® Representative

Contact customer support   Priceline or 1-800-Priceline®. People Also Search:

Call To Live Agent At Priceline® Contact To Live Agent At Priceline® Speak To Live Agent At Priceline® Talk To Live Agent At Priceline® Connect To Live Agent At Priceline® Phone To Live Agent At Priceline® Call To Someone At Priceline® Contact To Someone At Priceline® Speak To Someone At Priceline® Talk To Someone At Priceline®

How to Contact a Live Person at

Priceline Using Your Priceline Reservation Number

Need help with an Priceline booking? The quickest way to resolve your issue is by contacting their customer service team directly. You can reach a live agent 24/7 by calling Priceline's hotline at 1-877-565-4123 or the alternate number 1-800-Priceline. Whether you're managing a flight change, requesting a refund, or confirming a hotel booking, having your Priceline Reservation Number on hand will ensure faster support.

Besides phone support, Priceline also provides assistance through live chat, email, and social media. This guide walks you through all the ways to get in touch with a real person and explains how your Priceline Reservation Number simplifies the process.

Why It's Best to Speak With a Real Person at Priceline

While automated tools can handle simple tasks, many issues are best resolved with a human touch. Here's when it helps to call a live agent at 1-877-565-4123:

- Flight changes or cancellations: If your flight is rescheduled, delayed, or canceled, a live agent can assist in real time. Be ready to share your Priceline Reservation

Number to expedite the process.

- Clarifying travel details: Unsure about your itinerary or confirmation? Your Priceline Reservation Number helps the agent locate your booking instantly.

- Refunds or compensation: For partial refunds, non-refundable bookings, or compensation claims, live assistance ensures nothing is missed.

- Payment or technical issues: Booking not going through? Agents can resolve tech problems faster when you provide your Priceline Reservation Number upfront.

Priceline Customer Support Options



Call the Priceline Support Line

Dial 1-877-654-1230 or 1-800-Priceline to speak with a customer support representative. You'll be guided through a menu—choose the option that matches your concern. To avoid delays, keep your Priceline Reservation Number ready.



Use the Live Chat Tool

Visit [Priceline.com](https://www.priceline.com), go to the “Help” section, and choose the Chat option. A real agent will assist you through text. You may be prompted to enter your Priceline Reservation Number

for verification.



Try the Priceline Mobile App

Download the Priceline app for iOS or Android. Log in to your account and access the support section to start a call or live chat. Your Priceline Reservation Number is usually auto-filled from your account details.



Email Priceline Support

For non-urgent matters, send an email through the Priceline Help Center. Include your Priceline Reservation Number in the subject or body to ensure a quicker and more accurate response.



Contact via Social Media

Reach out to Priceline on platforms like Facebook or Twitter/X. Send a direct message and include your Priceline Reservation Number for quicker handling.

How to Talk to a Live Agent: Step-by-Step

1. Dial 1-877-654-1230.
2. Listen to the automated options carefully.

3. Choose the option for "existing bookings" or "technical support."
4. If asked for your Priceline Reservation Number, enter it using your keypad.
5. Can't proceed? Say "representative" or press 0 repeatedly to bypass the system and speak directly with an agent.

International Priceline Support Numbers

- United States: 1-877-654-1230

- Canada: 1-877-654-1230
- United Kingdom & Australia: Visit the official Priceline site for local numbers
- Spanish Support: Dial 1-877-654-1230 and request assistance in Español
Common Customer Service Topics

✈ Flight Adjustments

Need to change your departure date or cancel your flight? Agents can process your request quickly using your Priceline Reservation Number.



Hotel Booking Problems

Wrong check-in date or missing hotel confirmation? Contact support with your Priceline Reservation Number to fix it fast.



Refunds & Travel Credits

For cancellations, partial refunds, or future travel credits, your Priceline Reservation Number ensures the right booking is updated or credited.

Best Time to Contact Priceline Support

- Early mornings (before 9 AM) and late nights (after 9 PM) generally have shorter wait times.
- Weekdays are less busy than weekends and holidays.
- Always have your Priceline Reservation Number ready to avoid delays.

Final Thoughts

Getting help from a live person at Priceline is simple when you know the process. Whether you're calling, chatting, emailing, or messaging on social media, your Priceline Reservation Number is the key to unlocking quick, accurate assistance. For the fastest resolution, dial

1-877-654-1230 today and let Priceline's trained support team assist you with confidence.

How to Reach a Live Person at Priceline Using Your Priceline Hotel Booking Number

If you need help with a hotel reservation through Priceline, the fastest way to resolve your issue is by contacting their customer support. You can speak directly with a live representative 24/7 by calling 1-877-654-1230 or 1-800-Priceline. Whether you're adjusting your check-in dates, requesting a refund, or confirming your booking, having your Priceline Hotel Booking Number on hand will ensure quicker and more accurate support.

Besides phone assistance, Priceline also offers live chat, email, mobile app support, and even help through social media. This guide covers all the ways you can connect with an Priceline agent and explains how your Priceline Hotel Booking Number makes the process smoother.

Why Contact a Live Person Using Your Priceline Hotel Booking Number?

While Priceline's automated system can handle some requests, there are many situations where speaking to a live agent is more effective. Here's when calling 1-877-654-1230 with your Priceline Hotel Booking Number can help:

- **Date Changes or Cancellation:** Need to modify or cancel a hotel reservation? An agent can quickly assist you when you provide your Priceline Hotel Booking Number.
- **Booking Confirmation Issues:** Didn't receive a confirmation email or the hotel can't find your reservation? Calling with your Priceline Hotel Booking Number helps resolve the confusion.
- **Refund Requests:** If you're eligible for a refund due to cancellation or dissatisfaction, providing your Priceline Hotel Booking Number speeds up the claim process.
- **Technical or Payment Errors:** Problems with payment or system glitches during booking can be solved efficiently with the help of an agent and your Priceline Hotel Booking Number.

Priceline Customer Support Options



Call Priceline Customer Service

Dial 1-877-654-1230 or 1-800-Priceline and follow the prompts. Choose the option related to hotel bookings and be prepared to provide your Priceline Hotel Booking Number when asked.



Use the Live Chat Tool

Visit [Priceline.com](https://www.priceline.com), go to the “Help” section, and select the Chat option. Enter your Priceline Hotel Booking Number when prompted to speed up the process.



Support via Mobile App

Using the Priceline mobile app, you can chat or call support directly. Your Priceline Hotel Booking Number is often auto-filled if you're logged in.



Email Customer Service

Send an email through Priceline’s Help Center for less urgent concerns. Include your Priceline Hotel Booking Number in the message for efficient tracking and resolution.



Reach Out on Social Media

Message Priceline on platforms like Facebook or Twitter/X. Including your Priceline Hotel Booking Number in your private message helps agents locate your reservation faster.

Step-by-Step: How to Speak to a Real Agent

1. Call 1-877-654-1230
2. Follow the voice prompts to reach hotel bookings
3. Enter or say your Priceline Hotel Booking Number when requested
4. Press "0" or say "agent" if you wish to skip automated options

5. Speak to a live Priceline representative

Priceline International Support Contacts

- U.S. and Canada: 1-877-654-1230
- UK / Australia: Check Priceline's official website for regional numbers
- Spanish-Speaking Support: Call 1-877-654-1230 and select Spanish language support

Common Hotel-Related Customer Service Queries



Hotel Booking Modifications

Whether you need to change your check-in date or guest details, support agents can make changes when you provide your Priceline Hotel Booking Number.



Cancellations or No-Show Refunds

If you missed your reservation or canceled late, having your Priceline Hotel Booking Number helps customer service verify eligibility for a refund.



Missing or Incorrect Reservation

Can't find your confirmation? Hotel has no record of your booking? Call Priceline with your Priceline Hotel Booking Number for verification and correction.

When's the Best Time to Call?

- Early mornings (before 9 AM) or late evenings (after 9 PM) usually have shorter wait times
- Avoid peak hours on weekends and holidays
- Always keep your Priceline Hotel Booking Number ready before you call or chat

Final Thoughts

Contacting Priceline support is simple and fast when you have your Priceline Hotel Booking Number ready. Whether by phone, chat, mobile app, or email, this number ensures that the agent can quickly access your reservation and provide personalized help. For immediate assistance, dial 1-877-654-1230 and resolve your hotel-related issues without the wait.

Priceline Customer Service Number: 1-877-654-1230

If you're having issues with bookings, cancellations, refunds, or need general assistance, follow these 15 easy steps to get in touch with Priceline customer service and speak to a live representative.

1. Dial the Priceline Customer Service Number

Call 1-877-654-1230 — the fastest way to reach Priceline customer service and speak to a live agent.

2. Listen Carefully to the IVR Menu

Priceline uses an interactive voice response (IVR) system. Wait for the menu options to be announced clearly.

3. Select Your Language

Choose your preferred language (English, Spanish, etc.) when prompted.

4. Press the Right Key for Existing Bookings

To manage or inquire about a booking, press the appropriate number indicated by the IVR.

5. Enter Booking Details (if prompted)

Have your itinerary number or email address ready, as Priceline might request this to verify your account.

6. Choose the Type of Assistance Needed

Options often include hotel reservations, flights, car rentals, cancellations, and refunds. Choose the right one to be directed to the appropriate department.

7. Press "0" to Reach a Live Agent

If you're unsure which option to choose, pressing "0" often redirects you to a live representative.

8. Wait Patiently on Hold

Depending on call volume, you might have to wait. Use speakerphone to free your hands while waiting.

9. Use Priceline App or Website Simultaneously

While on hold, log into your Priceline account on the app or website. It may help expedite your issue when speaking to the agent.

10. Verify Your Identity

When connected, be ready to confirm personal information such as your name, booking ID, email, or phone number.

11. Clearly Explain Your Concern

Describe your issue concisely to help the Priceline customer service agent assist you efficiently.

12. Take Notes

Write down the representative's name, call time, and any resolution steps or confirmation numbers provided.

13. Ask for an Email Confirmation

If changes or refunds are made, ask the representative to email you the confirmation.

14. Request Escalation If Necessary

If the agent can't resolve your issue, politely ask to speak with a supervisor.

15. Follow Up If Needed

If your concern remains unresolved, call Priceline customer service number 1-877-654-1230 again and reference your previous conversation.

Bonus Tip:

You can also reach Priceline through their Help Center online or via chat, but calling Priceline customer service number 1-877-654-1230 is usually faster for urgent issues.

If you'd like this article formatted for a blog or PDF, or need a Spanish version, let me know!

People Also Search:

- Call To Live Agent At Priceline
- Contact To Live Agent At Priceline
- Speak To Live Agent At Priceline
- Talk To Live Agent At Priceline
- Connect To Live Agent At Priceline
- Phone To Live Agent At Priceline
- Call To Someone At Priceline
- Contact To Someone At Priceline
- Speak To Someone At Priceline
- Talk To Someone At Priceline
- Connect To Someone At Priceline
- Phone To Someone At Priceline
- Speak Directly At Priceline
- Speak With Live Person On Priceline
- Contact Live Person At Priceline
- Contact To Priceline Representative
- Speak To Live Agent At Priceline Customer Services
- Speak To Priceline Help Desk
- Call To Priceline Help Desk
- Talk To Priceline Help Desk

For assistance with reservations, Flights information, or general inquiries, you can reach Priceline customer service at 1-800-Priceline (+1=877=654=1230). Additional support options include: Live Chat: Access real-time assistance via Priceline's official website or mobile app. Social Media: Reach out through Twitter or Facebook for quick responses. Email Support: Submit inquiries through the Priceline website's contact form Step-by-Step Guide to Contact Priceline by Phone 1=877=654=1230 Step 1: Choose the Right Priceline Customer Service Number Priceline provides different contact numbers depending on your needs: General Customer Service (U.S.): 1-800-Priceline

(+1=877=654=1230) Spanish-Speaking Assistance:

+1=877=654=1230 TTY/TDD for Hearing & Speech Impaired: +1=877=654=1230 Priceline Vacations Support: 1-844-JB-VACAY (+1=877=654=1230) Mosaic Members: Dedicated support available upon login International Numbers: Check the Priceline website for

country-specific contacts Step 2: Dial Priceline Customer Service Call +1=877=654=1230 and follow the prompts. If calling from outside the U.S., use the correct international number for better connectivity. Step 3: Navigate the Automated System Listen to the menu options carefully and select the one that fits your needs: Press 1: Book a new Flights or modify an existing reservation Press 2: Check Flights status and delays Press 3: Baggage claims

and lost items Press 4: Priceline loyalty program inquiries Press 5: Other customer service concerns Step 4: Speak to a Live Representative If your issue is not resolved through automated options, request to speak with a live agent. Be prepared for potential wait times during peak hours. Step 5: Provide Booking Details To speed up the process, have the following information ready: Confirmation or ticket number Full name (as on booking) Flights details (date, departure, and destination) Loyalty number (if applicable) Step 6: Clearly Explain Your Concern State your issue concisely and ask for the resolution you need. If necessary, request to escalate the matter to a supervisor. Step 7: Take Note of Important Details Write down key information provided by the agent, such as: Case or reference number Agent's name Steps for resolution Why Contact Priceline Customer Service?

Customers may need assistance for various reasons, including: Booking, modifying, or canceling Flights Refund requests and travel credit inquiries Lost baggage claims Priceline loyalty program questions Special assistance for passengers with disabilities Flights status updates Seat selection and upgrades General inquiries Alternative Ways to Reach

Priceline Live Chat Visit the Priceline website and navigate to the customer service

page. Click “Chat with us” to connect with a live agent Email Support For non-urgent concerns, submit inquiries through Priceline’s online contact form. Social Media Priceline responds quickly on: Twitter (@Priceline) Facebook (Priceline’s official page Airport Customer Service Desks Visit an Priceline counter for in-person assistance while at the airport. Frequently Asked Questions (FAQs) When is the best time to call Priceline customer service? Early mornings and late evenings usually have the shortest wait times.

Avoid peak travel hours and weekends. How can I make urgent Flights changes? Call

1-800-Priceline (+1=877=654=1230) and follow the prompts for Flights modifications.

You can also manage your booking online. Does Priceline offer 24-hour customer support?

Yes, Priceline provides round-the-clock customer service. How do I report lost baggage?

Contact Priceline Baggage Services at +1=877=654=1230 or visit the baggage claim counter at the airport. Can I request a refund over the phone? Yes, call Priceline customer service at

+1=877=654=1230. Refund eligibility depends on the fare type and airline policies. How do I reach Priceline’s

Spanish-speaking support? Dial +1=877=654=1230 and select the Spanish language option.

Can I book a cruise through Priceline’s customer service? Yes, call 1-800-Priceline

(+1=877=654=1230) to book a cruise. How long is the wait time for Priceline customer service? Wait times vary but are typically longer during peak travel seasons. How do I escalate an issue with Priceline? Request to speak with a supervisor or file a formal complaint through the Priceline website. Bottom Line Priceline offers multiple ways to connect with customer service, with phone support being the most direct. Whether you choose to call, chat online, or reach out via social media, Priceline ensures quality service for a smooth travel experience.